

EQO *fluids*

Something different in the air

Pipes and Fittings for air and fluids under pressure.

Price list

L4.0.0

EQO *air* ^{AP}


EQO *air*

EQO *nitro*

EQO *airHP*

EQO *oilHP*

EQO *vac*



 February 20th 2023 BSP

18 gennaio, 2023 5:47 PM

INDEX

EQOf fluids	Technical Details, Certificate and Declarations	03
EQOairAP	Pipes and Fittings for Compressed Air 16 bar	05 · 08
EQOair	Pipes and Fittings for Compressed Air 16 bar	09 · 14
EQOnitro	Pipes and Fittings for Nitrogen 16 bar	15 · 18
EQOvac	Pipes and Fittings for Vacuum <-10 mbar	19 · 24
EQOairHP	Pipes and Fittings for High Pressure Compressed Air 70 bar	25 · 28
EQOoilHP	Pipes and Fittings for Engine Oil 70 bar	29 · 32
EQOf fluids	Accessories and Valves	33 · 38
EQOf fluids	Safety Quick Release Couplers	39 · 42
EQOf fluids	Fixing Systems	43 · 44
EQOf fluids	Tools and Sales Support	45 · 48
EQOf low	Pipeline Dimensioning Software Apps	49 · 52
EQOf fluids	General Sales Conditions	53



Our EQOf fluidsH20, EQOf fluidsFIRE and EQOf fluidsH20HP lines have been temporary stopped.
We are working on a new project to develop the best solution in terms of material,
quality and efficiency in assembly of water and fire lines.







EQOf fluids.SL

Pol.Ind. Palma de Gandia, Calle Garbi,4
46724 Palma De Gandia (Valencia) Spain
www.eqof fluids.com - info@eqof fluids.com
+34 96 2568774



CERTIFICATES AND DECLARATIONS

ISO 9001:2015 SGS CERTIFICATE	ES13/13865	
CNR NUMBER FOR ALL CANADIAN STATES	OA16981.xx - OC21414.xx OB21369.xx - OH21366.xx	
PIPE'S COATING QUALITY CERTIFICATE	--	
FIRE RESISTANCE CLASSIFICATION ACCORDING TO EN 13501-1	B s1 d2	
GUARANTY CERTIFICATE	10 YEARS	EQOfluids
CONFORMITY DECLARATION ACCORDING TO ASME	(2014/68/JE) ASME B31.3 - B31.9	EQOfluids

TECHNICAL DETAILS

Some Technical Characteristics

Some Technical Characteristics	EQOair AP	EQOair	EQOnitro	EQOvac	EQOairHP	EQOoilHP
Standard Colour	RAL 5012	RAL 5012	RAL 6018	RAL 7004	RAL 5017	RAL 8007
Max Working Pressure at 20°	10 - 16 bar	16 bar	16 bar	<10 mbar	70 bar	70 bar
Plant Testing Pressure 1 hour at 20°C	15 - 24 bar	24 bar	24 bar	24 bar	105 bar	105 bar
Quality Testing Pressure 1 hour at 20°C	45 - 72 bar	72 bar	72 bar	72 bar	315 bar	315 bar
Production tested percentage	1 %	1%	1%	1%	100%	100%
O.Ring & Lip Gasket Material	HNBR 65/75 S.A. (some fittings can stil have O.Ring in NBR 65/75 S.A.)					
Continuous Service Temperature Limit	From -35°C Up to 120°C - From -30°C Up to 150°C					
Aluminium Pipe Mechanical Resistance	According to EN-755-2 standards					
Pipe Material	Aluminium alloy EN AW 6060 - T4 according to EN 573,3					
Pipe Thickness mm	D20 S 1,0 - D25 S 1,1 - D32 S 1,2 - D40 S 1,3 - D50 S 1,4 - D63 S 1,8 - D75 S 2,00 D90 S 2,10 - D110 S 2,5 D140 S 2,8 - D160 S 3,5 - D200 S 4,00 - D250 S 5,00					
Aluminium Fittings Material	Aluminium Alloy EN Aw 6061 T6 / EN AB 42000					
Clamp Ring Material	AISI 304 Stainless Steel					
Threads Standards	BSP - British Standard Pipe Thread ora ISO 7-1 - PnT- National Pipe Thread- ANSI B1.20.1					
Pipe Surface treatment	Polyester resin coated					

INSTRUCTIONS AND SUGGESTION TO MAKE YOUR ORDERS:


When ordering, please indicate the complete part number of the requested item; this will avoid errors or misunderstandings. We request that you place your orders for complete packs; this will make the preparation of the orders and their reception easier.

Please always send your orders via e-mail to the person which will be indicated to you, we'll answer you with an order confirmation.

In case of doubt, do not hesitate to call us for any clarification both on the articles and their application and use.

In case of carriers chosen by us, we do not take responsibility for any delay.

Requests of non-standard articles will be valuated case-by-case.



EQO *air* AP

PIPES AND FITTINGS ABLE TO TRANSPORT


Pressurised Air

from D75 up to D250
Working Pressure 10-16 bar
In Aluminium





Patented


PN16


Pipes	Part Number	ø	Lenght mt	Pn	€/Bar	Bar/Bundle	Bar/Box
	72.900.075.106	75	5,80	16 Bar		-	-
	72.900.090.106	90	5,80	16 Bar		-	-
	72.900.110.106	110	5,80	16 Bar		-	-
	72.900.140.106	140	5,80	16 Bar		-	-
	72.900.160.106	160	5,80	16 Bar		-	-
	72.900.200.106	200	5,80	10 Bar		-	-
	72.900.250.106	250	5,80	10 Bar		-	-

Coupling	Part Number	ø	Pn	€	Qty/Box A	Qty/Box B
	72.011.200	200	10 Bar		-	-
	72.011.250	250	10 Bar		-	-

Coupling	Part Number	ø	Pn	€	Qty/Box A	Qty/Box B
	72.010.075	75	16 Bar			98
	72.010.090	90	16 Bar			67
	72.010.110	110	16 Bar			45
	72.010.140	140	16 Bar			20
	72.010.160	160	16 Bar			15
	72.010.200	200	10 Bar			5
	72.010.250	250	10 Bar			5

90° Tee	Part Number	ø	Pn	€	Qty/Box A	Qty/Box B
	72.040.200	200	10 Bar			1
	72.040.250	250	10 Bar			1

90° Elbow	Part Number	ø	Pn	€	Qty/Box A	Qty/Box B
	72.050.200	200	10 Bar			2
	72.050.250	250	10 Bar			1

45° Elbow	Part Number	ø	Pn	€	Qty/Box A	Qty/Box B
	72.053.200	200	10 Bar			2
	72.053.250	250	10 Bar			1

Female Flange Adaptor



Part Number

ø

Pn

€

Qty/Box A

Qty/Box B

72.035.200.648

200x8"

10 Bar

2

72.035.250.808

250x10"

10 Bar

1

Male Flange Adaptor



Part Number

ø

Pn

€

Qty/Box A

Qty/Box B

72.034.200.648

200x8"

10 Bar

2

72.034.250.808

250x10"

10 Bar

1

Reducer



Part Number

ø

Pn

€

Qty/Box A

Qty/Box B

72.025.200.160

200x160

10 Bar

1

72.025.250.160

250x160

10 Bar

1

Threaded Reducer



Part Number

ø

Pn

€

Qty/Box A

Qty/Box B

72.025.200.248

200x3"

10 Bar

1

72.025.250.248

250x3"

10 Bar

1

Saddle Branch



Part Number

ø

Pn

€

Qty/Box A

Qty/Box B

79.835.200.110

200x110

10 Bar

1

79.835.250.160

250x160

10 Bar

1

Internal Plug with Purge



Part Number

ø

Pn

€

Qty/Box A

Qty/Box B

79.865.200

200

10 Bar

1

79.865.250

250

10 Bar

1

EQO *air*

PIPES AND FITTINGS ABLE TO TRANSPORT

Pressurised Air

from D20 up to D160
Working Pressure 16 bar



PN16



Pipes

Part Number	ø	Lenght mt	Pn	€/Bar	Bar/Bundle	Bar/Box
82.900.020.104	20	4,00	16 Bar		7	448
82.900.025.104	25	4,00	16 Bar		7	294
82.900.032.104	32	4,00	16 Bar		7	196
82.900.040.104	40	4,00	16 Bar		4	112
82.900.050.104	50	4,00	16 Bar		4	72
82.900.063.104	63	4,00	16 Bar		4	44
82.900.020.106	20	5,80	16 Bar		7	448
82.900.025.106	25	5,80	16 Bar		7	294
82.900.032.106	32	5,80	16 Bar		7	196
82.900.040.106	40	5,80	16 Bar		4	112
82.900.050.106	50	5,80	16 Bar		4	72
82.900.063.106	63	5,80	16 Bar		4	44
82.900.075.106	75	5,80	16 Bar		1	42
82.900.090.106	90	5,80	16 Bar		1	30
82.900.110.106	110	5,80	16 Bar		1	20
82.900.140.106	140	5,80	16 Bar		1	15
82.900.160.106	160	5,80	16 Bar		1	11

Coupling



A

B

Part Number	ø	Picture	Pn	€	Qty/Box A	Qty/Box B
82.010.020	20	A	16 Bar		50	400
82.010.025	25	A	16 Bar		24	192
82.010.032	32	A	16 Bar		17	136
82.010.040	40	A	16 Bar		-	48
82.010.050	50	A	16 Bar		-	30
82.010.063	63	A	16 Bar		-	24
82.010.075	75	A	16 Bar		-	11
82.010.090	90	A	16 Bar		-	8
82.010.110	110	B	16 Bar		-	8
82.010.140	140	B	16 Bar		-	4
82.010.160	160	B	16 Bar		-	2

Sliding Coupling



Part Number	ø	Pn	€	Qty/Box A	Qty/Box B
82.012.020	20	16 Bar		50	400
82.012.025	25	16 Bar		24	192
82.012.032	32	16 Bar		17	136
82.012.040	40	16 Bar		-	48
82.012.050	50	16 Bar		-	30
82.012.063	63	16 Bar		-	24
82.012.075	75	16 Bar		-	11
82.012.090	90	16 Bar		-	8

Female Adaptor



Part Number	ø	Pn	€	Qty/Box A	Qty/Box B
82.030.020.048	20x1/2"	16 Bar		75	600
82.030.025.068	25x3/4"	16 Bar		60	480
82.030.032.088	32x1"	16 Bar		32	256
82.030.040.108	40x1.1/4"	16 Bar		-	48
82.030.050.128	50x1.1/2"	16 Bar		-	40
82.030.063.168	63x2"	16 Bar		-	24

Male Adaptor



Part Number	ø	Pn	€	Qty/Box A	Qty/Box B
82.020.020.048	20x1/2"	16 Bar		75	600
82.020.020.068	20x3/4"	16 Bar		75	600
82.020.025.048	25x1/2"	16 Bar		60	480
82.020.025.068	25x3/4"	16 Bar		60	480
82.020.025.088	25x1"	16 Bar		42	336
82.020.032.088	32x1"	16 Bar		32	256
82.020.032.108	32x1.1/4"	16 Bar		24	192
82.020.040.108	40x1.1/4"	16 Bar		-	48
82.020.040.128	40x1.1/2"	16 Bar		-	48
82.020.050.128	50x1.1/2"	16 Bar		-	40
82.020.050.168	50x2"	16 Bar		-	40
82.020.063.168	63x2"	16 Bar		-	24
82.020.063.208	63x2.1/2"	16 Bar		-	24
82.020.075.208	75x2.1/2"	16 Bar		-	12
82.020.090.248	90x3"	16Bar		-	12

90° Tee



A



B

Part Number	ø	Pict	Pn	€	Qty/Box A	Qty/Box B
82.040.020	20	A	16 Bar		20	160
82.040.025	25	A	16 Bar		12	96
82.040.032	32	A	16 Bar		-	42
82.040.040	40	A	16 Bar		-	16
82.040.050	50	A	16 Bar		-	10
82.040.063	63	A	16 Bar		-	12
82.040.075	75	A	16 Bar		-	6
82.040.090	90	A	16 Bar		-	4
82.040.110	110	B	16 Bar		-	2
82.040.140	140	B	16 Bar		-	2
82.040.160	160	B	16 Bar		-	1

Female threaded 90° Tee



Part Number	ø	Pn	€	Qty/Box A	Qty/Box B
82.041.020.048	20x1/2"	16 Bar		28	224
82.041.025.068	25x3/4"	16 Bar		20	160
82.041.032.088	32x1"	16 Bar		-	42
82.041.040.108	40x1.1/4"	16 Bar		-	24
82.041.050.128	50x1.1/2"	16 Bar		-	15
82.041.063.168	63x2"	16 Bar		-	12

90° Elbow



A



B

Part Number	ø	Pict	Pn	€	Qty/Box A	Qty/Box B
82.050.020	20	A	16 Bar		32	256
82.050.025	25	A	16 Bar		24	192
82.050.032	32	A	16 Bar		-	64
82.050.040	40	A	16 Bar		-	32
82.050.050	50	A	16 Bar		-	16
82.050.063	63	A	16 Bar		-	12
82.050.075	75	A	16 Bar		-	6
82.050.090	90	A	16 Bar		-	4
82.050.110	110	B	16 Bar		-	3
82.050.140	140	B	16 Bar		-	3
82.050.160	160	B	16 Bar		-	1




Male Threaded 90° Elbow





Part Number	ø	Pn	€	Qty/Box A	Qty/Box B
82.052.020.048	20x1/2"	16 Bar		65	520
82.052.025.048	25x1/2"	16 Bar		38	304
82.052.025.068	25x3/4"	16 Bar		38	304
82.052.032.088	32x1"	16 Bar		18	144
82.052.040.108	40x1.1/4"	16 Bar		-	48
82.052.040.128	40x1.1/2"	16 Bar		-	48
82.052.040.168	40x2"	16 Bar		-	40
82.052.050.128	50x1.1/2"	16 Bar		-	32
82.052.063.168	63x2"	16 Bar		-	18

45° Elbow	Part Number	ø	Pict	Pn	€	Qty/Box A	Qty/Box B	
 A	82.053.020	20	A	16 Bar		40	320	
	82.053.025	25	A	16 Bar		23	184	
	82.053.032	32	A	16 Bar		-	60	
	82.053.040	40	A	16 Bar		-	40	
	82.053.050	50	A	16 Bar		-	24	
	82.053.063	63	A	16 Bar		-	12	
	82.053.075	75	A	16 Bar		-	12	
	82.053.090	90	A	16 Bar		-	4	
	 B	82.053.110	110	B	16 Bar		-	3
		82.053.140	140	B	16 Bar		-	2
82.053.160		160	B	16 Bar		-	1	

PN16

Female Flange Adaptor	Part Number	ø	Pict	Pn	€	Qty/Box A	Qty/Box B
 A	82.035.090.248	90x3"	A	16 Bar		-	8
	82.035.110.328	110x4"	B	16 Bar		-	6
	82.035.140.408	140x5"	C	16 Bar		-	4
	82.035.160.488	160x6"	C	16 Bar		-	2
 B							
 C							

Reducer	Part Number	ø	Pict	Pn	€	Qty/Box A	Qty/Box B
 A	82.025.025.020	25x20	A	16 Bar		65	520
	82.025.032.025	32x25	A	16 Bar		60	288
	82.025.040.020	40x20	A	16 Bar		24	192
	82.025.040.025	40x25	A	16 Bar		24	192
	82.025.040.032	40x32	A	16 Bar		24	192
	82.025.050.040	50x40	A	16 Bar		16	128
	82.025.063.040	63x40	A	16 Bar		-	36
	82.025.063.050	63x50	A	16 Bar		-	64
	82.025.075.063	75x63	A	16 Bar		-	48
	82.025.090.063	90x63	A	16 Bar		-	20
82.025.090.075	90x75	A	16 Bar		-	20	
 B	82.025.110.090	110x90	B	16 Bar		-	12
	82.025.140.110	140x110	B	16 Bar		-	8
	82.025.160.110	160x110	B	16 Bar		-	4
	82.025.160.140	160x140	B	16 Bar		-	4

EQO *nitro*


PIPES AND FITTINGS ABLE TO TRANSPORT


Nitrogen and Inert Gases


from D20 up to D63
Working Pressure 16 bar





PN16


Pipes	Part Number	ø	Lenght mt	Pn	€/Bar	Bar/Bundle	Bar/Box
	86.900.020.104	20	4,00	16 Bar		7	448
	86.900.025.104	25	4,00	16 Bar		7	294
	86.900.020.106	20	5,80	16 Bar		7	448
	86.900.025.106	25	5,80	16 Bar		7	294
	86.900.032.106	32	5,80	16 Bar		7	196
	86.900.040.106	40	5,80	16 Bar		4	112
	86.900.050.106	50	5,80	16 Bar		4	72
	86.900.063.106	63	5,80	16 Bar		4	44


Coupling	Part Number	ø	Pn	€	Qty/Box A	Qty/Box B
	86.010.020	20	16 Bar		50	400
	86.010.025	25	16 Bar		24	192
	86.010.032	32	16 Bar		17	136
	86.010.040	40	16 Bar		-	48
	86.010.050	50	16 Bar		-	30
	86.010.063	63	16 Bar		-	24


Sliding Coupling	Part Number	ø	Pn	€	Qty/Box A	Qty/Box B
	86.012.020	20	16 Bar		50	400
	86.012.025	25	16 Bar		24	192
	86.012.032	32	16 Bar		17	136
	86.012.040	40	16 Bar		-	48
	86.012.050	50	16 Bar		-	30
	86.012.063	63	16 Bar		-	24


Female Adaptor	Part Number	ø	Pn	€	Qty/Box A	Qty/Box B
	86.030.020.048	20x1/2"	16 Bar		75	600
	86.030.025.068	25x3/4"	16 Bar		60	480
	86.030.032.088	32x1"	16 Bar		32	256
	86.030.040.108	40x1.1/4"	16 Bar		-	48
	86.030.050.128	50x1.1/2"	16 Bar		-	40
	86.030.063.168	63x2"	16 Bar		-	24


Male Adaptor	Part Number	ø	Pn	€	Qty/Box A	Qty/Box B
	86.020.020.048	20x1/2"	16 Bar		75	600
	86.020.020.068	20x3/4"	16 Bar		75	600
	86.020.025.048	25x1/2"	16 Bar		60	480
	86.020.025.068	25x3/4"	16 Bar		60	480
	86.020.025.088	25x1"	16 Bar		42	336
	86.020.032.088	32x1"	16 Bar		32	256
	86.020.032.108	32x1.1/4"	16 Bar		24	192
	86.020.040.108	40x1.1/4"	16 Bar		-	48
	86.020.040.128	40x1.1/2"	16 Bar		-	48
	86.020.050.128	50x1.1/2"	16 Bar		-	40
	86.020.050.168	50x2"	16 Bar		-	40
	86.020.063.168	63x2"	16 Bar		-	24
	86.020.063.208	63x2.1/2"	16 Bar		-	24


90° Tee	Part Number	ø	Pn	€	Qty/Box A	Qty/Box B
	86.040.020	20	16 Bar		20	160
	86.040.025	25	16 Bar		12	96
	86.040.032	32	16 Bar		-	42
	86.040.040	40	16 Bar		-	16
	86.040.050	50	16 Bar		-	10
	86.040.063	63	16 Bar		-	12

Female threaded 90° Tee	Part Number	ø	Pn	€	Qty/Box A	Qty/Box B
	86.041.020.048	20x1/2"	16 Bar		28	224
	86.041.025.068	25x3/4"	16 Bar		20	160
	86.041.032.088	32x1"	16 Bar		-	42
	86.041.040.108	40x1.1/4"	16 Bar		-	24
	86.041.050.128	50x1.1/2"	16 Bar		-	15
	86.041.063.168	63x2"	16 Bar		-	12

90° Elbow	Part Number	ø	Pn	€	Qty/Box A	Qty/Box B
	86.050.020	20	16 Bar		32	256
	86.050.025	25	16 Bar		24	192
	86.050.032	32	16 Bar		-	64
	86.050.040	40	16 Bar		-	32
	86.050.050	50	16 Bar		-	16
	86.050.063	63	16 Bar		-	12

Male Threaded 90° Elbow	Part Number	ø	Pn	€	Qty/Box A	Qty/Box B
	86.052.020.048	20x1/2"	16 Bar		65	520
	86.052.025.068	25x3/4"	16 Bar		38	304
	86.052.032.088	32x1"	16 Bar		18	144
	86.052.040.108	40x1.1/4"	16 Bar		-	48
	86.052.040.128	40x1.1/2"	16 Bar		-	
	86.052.050.128	50x1.1/2"	16 Bar		-	32

45° Elbow	Part Number	ø	Pn	€	Qty/Box A	Qty/Box B
	86.053.020					
	86.053.025	20	16 Bar		40	320
	86.053.032	25	16 Bar		23	184
	86.053.040	32	16 Bar		-	60
	86.053.050	40	16 Bar		-	40
	86.053.063	50	16 Bar		-	24

Reducer	Part Number	ø	Pn	€	Qty/Box A	Qty/Box B
	86.025.025.020	25x20	16 Bar		65	520
	86.025.032.025	32x25	16 Bar		60	288
	86.025.040.020	40x20	16 Bar		24	192
	86.025.040.025	40x25	16 Bar		24	192
	86.025.040.032	40x32	16 Bar		24	192
	86.025.050.040	50x40	16 Bar		16	128
	86.025.063.040	63x40	16 Bar		-	36
	86.025.063.050	63x50	16 Bar		-	64

EQO *vac*

PIPES AND FITTINGS ABLE TO TRANSPORT

Vacuum

from D20 up to D160

Working Pressure < -10 Mbar



Pipes



PN < -10MBAR

Part Number	∅	Lenght mt	Pn	€/Bar	Bar/Bundle	Bar/Box
84.900.020.104	20	4,00	16 Bar		7	448
84.900.020.106	20	5,80	16 Bar		7	448
84.900.025.106	25	5,80	16 Bar		7	294
84.900.032.106	32	5,80	16 Bar		7	196
84.900.040.106	40	5,80	16 Bar		4	112
84.900.050.106	50	5,80	16 Bar		4	72
84.900.063.106	63	5,80	16 Bar		4	44
84.900.075.106	75	5,80	16 Bar		1	42
84.900.090.106	90	5,80	16 Bar		1	30
84.900.110.106	110	5,80	16 Bar		1	20
84.900.140.106	140	5,80	16 Bar		1	15
84.900.160.106	160	5,80	16 Bar		1	11

Part Number

∅

Picture

Pn

€

Qty/Box A

Qty/Box B



A



B

84.010.020	20	A	16 Bar		50	400
84.010.025	25	A	16 Bar		24	192
84.010.032	32	A	16 Bar		17	136
84.010.040	40	A	16 Bar		-	48
84.010.050	50	A	16 Bar		-	30
84.010.063	63	A	16 Bar		-	24
84.010.075	75	A	16 Bar		-	11
84.010.090	90	A	16 Bar		-	8
84.010.110	110	B	16 Bar		-	8
84.010.140	140	B	16 Bar		-	4
84.010.160	160	B	16 Bar		-	2

Sliding Coupling



Part Number	∅	Pn	€	Qty/Box A	Qty/Box B
84.012.020	20	16 Bar		50	400
84.012.025	25	16 Bar		24	192
84.012.032	32	16 Bar		17	136
84.012.040	40	16 Bar		-	48
84.012.050	50	16 Bar		-	30
84.012.063	63	16 Bar		-	24
84.012.075	75	16 Bar		-	11
84.012.090	90	16 Bar		-	8

Female Adaptor



Part Number	∅	Pn	€	Qty/Box A	Qty/Box B
84.030.020.048	20x1/2"	16 Bar		75	600
84.030.025.068	25x3/4"	16 Bar		60	480
84.030.032.088	32x1"	16 Bar		32	256
84.030.040.108	40x1.1/4"	16 Bar		-	48
84.030.050.128	50x1.1/2"	16 Bar		-	40
84.030.063.168	63x2"	16 Bar		-	24

Male Adaptor



Part Number	∅	Pn	€	Qty/Box A	Qty/Box B
84.020.020.048	20x1/2"	16 Bar		75	600
84.020.020.068	20x3/4"	16 Bar		75	600
84.020.025.048	25x1/2"	16 Bar		60	480
84.020.025.068	25x3/4"	16 Bar		60	480
84.020.025.088	25x1"	16 Bar		42	336
84.020.032.088	32x1"	16 Bar		32	256
84.020.032.108	32x1.1/4"	16 Bar		24	192
84.020.040.108	40x1.1/4"	16 Bar		-	48
84.020.040.128	40x1.1/2"	16 Bar		-	48
84.020.050.128	50x1.1/2"	16 Bar		-	40
84.020.050.168	50x2"	16 Bar		-	40
84.020.063.168	63x2"	16 Bar		-	24
84.020.063.208	63x2.1/2"	16 Bar		-	24
84.020.075.208	75x2.1/2"	16 Bar		-	12
84.020.090.248	90x3"	16Bar		-	12

90° Tee



A



B

Part Number	∅	Pict	Pn	€	Qty/Box A	Qty/Box B
84.040.020	20	A	16 Bar		20	160
84.040.025	25	A	16 Bar		12	96
84.040.032	32	A	16 Bar		-	42
84.040.040	40	A	16 Bar		-	16
84.040.050	50	A	16 Bar		-	10
84.040.063	63	A	16 Bar		-	12
84.040.075	75	A	16 Bar		-	6
84.040.090	90	A	16 Bar		-	4
84.040.110	110	B	16 Bar		-	2
84.040.140	140	B	16 Bar		-	2
84.040.160	160	B	16 Bar		-	1

PN < -10MBAR

Female threaded 90° Tee



Part Number	∅	Pn	€	Qty/Box A	Qty/Box B
84.041.020.048	20x1/2"	16 Bar		28	224
84.041.025.068	25x3/4"	16 Bar		20	160
84.041.032.088	32x1"	16 Bar		-	42
84.041.040.108	40x1.1/4"	16 Bar		-	24
84.041.050.128	50x1.1/2"	16 Bar		-	15
84.041.063.168	63x2"	16 Bar		-	12

90° Elbow



A



B

Part Number	∅	Pict	Pn	€	Qty/Box A	Qty/Box B
84.050.020	20	A	16 Bar		32	256
84.050.025	25	A	16 Bar		24	192
84.050.032	32	A	16 Bar		-	64
84.050.040	40	A	16 Bar		-	32
84.050.050	50	A	16 Bar		-	16
84.050.063	63	A	16 Bar		-	12
84.050.075	75	A	16 Bar			6
84.050.090	90	A	16 Bar		-	4
84.050.110	110	B	16 Bar		-	3
84.050.140	140	B	16 Bar		-	3
84.050.160	160	B	16 Bar		-	1

Male Threaded 90° Elbow



Part Number	∅	Pn	€	Qty/Box A	Qty/Box B
84.052.020.048	20x1/2"	16 Bar		65	520
84.052.025.048	25x1/2"	16 Bar		38	304
84.052.025.068	25x3/4"	16 Bar		38	304
84.052.032.088	32x1"	16 Bar		18	144
84.052.040.108	40x1.1/4"	16 Bar		-	48
84.052.040.128	40x1.1/2"	16 Bar		-	48
84.052.040.168	40x2"	16 Bar		-	40
84.052.050.128	50x1.1/2"	16 Bar		-	32
84.052.063.168	63x2"	16Bar			18

45° Elbow



A



B

Part Number	ø	Pict	Pn	€	Qty/Box A	Qty/Box B
84.053.020	20	A	16 Bar		40	320
84.053.025	25	A	16 Bar		23	184
84.053.032	32	A	16 Bar		-	60
84.053.040	40	A	16 Bar		-	40
84.053.050	50	A	16 Bar		-	24
84.053.063	63	A	16 Bar		-	12
84.053.075	75	A	16 Bar		-	6
84.053.090	90	A	16 Bar		-	4
84.053.110	110	B	16 Bar		-	3
84.053.140	140	B	16 Bar		-	2
84.053.160	160	B	16 Bar		-	1

PN < 10MBAR

Female Flange Adaptor



A



B

C

Part Number	ø	Pict	Pn	€	Qty/Box A	Qty/Box B
84.035.090.248	90x3"	A	16 Bar		-	8
84.035.110.328	110x4"	B	16 Bar		-	6
84.035.140.408	140x5"	C	16 Bar		-	4
84.035.160.488	160x6"	C	16 Bar		-	2

Reducer



A



B

Part Number	ø	Pict	Pn	€	Qty/Box A	Qty/Box B
84.025.025.020	25x20	A	16 Bar		65	520
84.025.032.025	32x25	A	16 Bar		60	288
84.025.040.020	40x20	A	16 Bar		24	192
84.025.040.025	40x25	A	16 Bar		24	192
84.025.040.032	40x32	A	16 Bar		24	192
84.025.050.040	50x40	A	16 Bar		16	128
84.025.063.040	63x40	A	16 Bar		-	36
84.025.063.050	63x50	A	16 Bar		-	64
84.025.075.063	75x63	A	16 Bar		-	48
84.025.090.063	90x63	A	16 Bar		-	20
84.025.090.075	90x75	A	16 Bar		-	20
84.025.110.090	110x90	B	16 Bar		-	12
84.025.140.110	140x110	B	16 Bar		-	8
84.025.160.110	160x110	B	16 Bar		-	4
84.025.160.140	160x140	B	16 Bar		-	4


EQO *airHP*


PIPES AND FITTINGS ABLE TO TRANSPORT


Pressurised Air


from D20 up to D63
Working Pressure 70bar




Pipes	Part Number	ø	Lenght mt	Pn	€/Bar	Bar/Bundle	Bar/Box
	85.900.020.104	20	4	70 Bar		7	448
	85.900.025.104	25	4	70 Bar		7	294
	85.900.032.104	32	4	70 Bar		7	196
	85.900.040.104	40	4	70 Bar		4	112
	85.900.050.104	50	4	70 Bar		4	72
	85.900.063.104	63	4	70 Bar		4	44

Coupling	Part Number	ø	Pn	€	Qty/Box A	Qty/Box B
	85.010.020	20	70 bar		50	400
	85.010.025	25	70 bar		24	192
	85.010.032	32	70 bar		-	136
	85.010.140	40	70 bar		-	48
	85.010.050	50	70 bar		-	30
	85.010.063	63	70 bar		-	24

Sliding Coupling	Part Number	ø	Pn	€	Qty/Box A	Qty/Box B
	85.012.020	20	70 Bar		50	400
	85.012.025	25	70 Bar		24	192
	85.012.032	32	70 Bar		17	136
	85.012.040	40	70 Bar		-	48
	85.012.050	50	70 Bar		-	30
	85.012.063	63	70 Bar		-	24

Female Adaptor	Part Number	ø	Pn	€	Qty/Box A	Qty/Box B
	85.030.020.048	20x1/2"	70 Bar		75	600
	85.030.025.068	25x3/4"	70 Bar		60	480
	85.030.032.088	32x1"	70 Bar		32	256
	85.030.040.108	40x1.1/4"	70 Bar		-	48
	85.030.050.128	50x1.1/2"	70 Bar		-	40
	85.030.063.168	63x2"	70 Bar		-	24

Male Adaptor	Part Number	ø	Pn	€	Qty/Box A	Qty/Box B
	85.020.020.048	20x1/2"	70 Bar		65	600
	85.020.020.068	20x3/4"	70 Bar		60	600
	85.020.025.048	25x1/2"	70 Bar		24	480
	85.020.025.068	25x3/4"	70 Bar		24	480
	85.020.025.088	25x1"	70 Bar		24	336
	85.020.032.088	32x1"	70 Bar		-	256
	85.020.032.108	32x1.1/4"	70 Bar		-	192
	85.020.040.108	40x1.1/4"	70 Bar		-	48
	85.020.040.128	40x1.1/2"	70 Bar		-	48
	85.020.050.128	50x1.1/2"	70 Bar		-	40
	85.020.050.168	50x2"	70 Bar		-	40
	85.020.063.168	63x2"	70 Bar		-	24
	85.020.063.208	63x2.1/2"	70 Bar		-	24

90° Tee	Part Number	ø	Pn	€	Qty/Box A	Qty/Box B
	85.040.020	20	70 Bar		20	160
	85.040.025	25	70 Bar		12	96
	85.040.032	32	70 Bar		-	42
	85.040.040	40	70 Bar		-	16
	85.040.050	50	70 Bar		-	10
	85.040.063	63	70 Bar		-	12
Female threaded 90° Tee	Part Number	ø	Pn	€	Qty/Box A	Qty/Box B
	85.041.020.048	20x1/2"	70 Bar		28	224
	85.041.025.068	25x3/4"	70 Bar		20	160
	85.041.032.088	32x1"	70 Bar		-	42
	85.041.040.108	40x1.1/4"	70 Bar		-	24
	85.041.050.128	50x1.1/2"	70 Bar		-	15
	85.041.063.168	63x2"	70 Bar		-	12
90° Elbow	Part Number	ø	Pn	€	Qty/Box A	Qty/Box B
	85.050.020	20	70 Bar		32	256
	85.050.025	25	70 Bar		24	192
	85.050.032	32	70 Bar		-	64
	85.050.040	40	70 Bar		-	32
	85.050.050	50	70 Bar		-	16
	85.050.063	63	70 Bar		-	12
Male Threaded 90° Elbow	Part Number	ø	Pn	€	Qty/Box A	Qty/Box B
	85.052.020.048	20x1/2"	70 Bar		65	520
	85.052.025.068	25x3/4"	70 Bar		38	304
	85.052.032.088	32x1"	70 Bar		18	144
	85.052.040.108	40x1.14"	70 Bar		-	48
	85.052.050.128	50x1.1/2"	70 Bar		-	32
	85.052.063.168	63x2"	70 Bar		-	18
45° Elbow	Part Number	ø	Pn	€	Qty/Box A	Qty/Box B
	85.053.020	20	70 Bar		40	320
	85.053.025	25	70 Bar		23	184
	85.053.032	32	70 Bar		-	60
	85.053.040	40	70 Bar		-	40
	85.053.050	50	70 Bar		-	24
	85.053.063	63	70 Bar		-	12
Reducer	Part Number	ø	Pn	€	Qty/Box A	Qty/Box B
	85.025.025.020	25x20	70 Bar		65	520
	85.025.032.025	32x25	70 Bar		60	288
	85.025.040.020	40x20	70 Bar		24	192
	85.025.040.025	40x25	70 Bar		24	192
	85.025.040.032	40x32	70 Bar		24	192
	85.025.050.040	50x40	70 Bar		16	128
	85.025.063.040	63x40	70 Bar		-	36
	85.025.063.050	63x50	70 Bar		-	64


EQO *oilHP*


PIPES AND FITTINGS ABLE TO TRANSPORT


Engine **Pressurised Oil**


from D20 up to D25
Working Pressure 70 Bar





Pipes	Part Number	ø	Lenght mt	Pn	€/Bar	Bar/Bundle	Bar/Box
	80.900.020.104	20	4	70 Bar		7	448
	80.900.025.104	25	4	70 Bar		7	294

Coupling	Part Number	ø	Pn	€	Qty/Box A	Qty/Box B
	80.010.020	20	70 bar		50	400
	80.010.025	25	70 bar		24	192

Sliding Coupling	Part Number	ø	Pn	€	Qty/Box A	Qty/Box B
	80.012.020	20	70 Bar		50	400
	80.012.025	25	70 Bar		24	192

Female Adaptor	Part Number	ø	Pn	€	Qty/Box A	Qty/Box B
	80.030.020.048	20x1/2"	70 Bar		75	600
	80.030.025.068	25x3/4"	70 Bar		60	480

Male Adaptor	Part Number	ø	Pn	€	Qty/Box A	Qty/Box B
	80.020.020.048	20x1/2"	70 Bar		75	600
	80.020.020.068	20x3/4"	70 Bar		75	600
	80.020.025.048	25x1/2"	70 Bar		60	480
	80.020.025.068	25x3/4"	70 Bar		60	480
	80.020.025.088	25x1"	70 Bar		42	336

90° Tee	Part Number	ø	Pn	€	Qty/Box A	Qty/Box B
	80.040.020	20	70 bar		20	160
	80.040.025	25	70 bar		12	96

Female threaded 90° Tee



Part Number	∅	Pn	€	Qty/Box A	Qty/Box B
80.041.020.048	20x1/2"	70 Bar		28	224
80.041.025.068	25x3/4"	70 Bar		20	160

90° Elbow



Part Number	∅	Pn	€	Qty/Box A	Qty/Box B
80.050.020	20	70 bar		32	256
80.050.025	25	70 bar		24	192

Male Threaded 90° Elbow



Part Number	∅	Pn	€	Qty/Box A	Qty/Box B
80.052.020.048	20x1/2"	70 Bar		65	520
80.052.025.068	25x3/4"	70 Bar		38	304

45° Elbow



Part Number	∅	Pn	€	Qty/Box A	Qty/Box B
80.053.020	20	70 bar		40	320
80.053.025	25	70 bar		23	184

Reducer



Part Number	∅	Pn	€	Qty/Box A	Qty/Box B
80.025.025.020	25x20	70 bar		65	520

NOTES:


EQO*fluids*


ACCESSORIES ABLE TO TRANSPORT


Pressurised Air and Fluids


from D20 up to D250
Working pressure See Inside




Saddle Branch	Part Number	ø	Pn	€	Qty/Box A	Qty/Box B
	89.835.025.048	25x1/2"	40 Bar		48	384
	89.835.032.048	32x1/2"	40 Bar		36	288
	89.835.040.048	40x1/2"	40 Bar		20	160
	89.835.040.068	40x3/4"	40 Bar		20	160
	89.835.050.048	50x1/2"	40 Bar		16	128
	89.835.050.068	50x3/4"	40 Bar		16	128
	89.835.050.088	50x1"	40 Bar		16	128
	89.835.063.048	63x1/2"	40 Bar		-	45
	89.835.063.068	63x3/4"	40 Bar		-	45
	89.835.063.088	63x1"	40 Bar		-	45
	89.835.075.088	75x1"	16 Bar		-	40
	89.835.075.168	75x2"	16 Bar		-	30
	89.835.090.088	90x1"	16 Bar		-	20
	89.835.090.168	90x2"	16 Bar		-	20
	89.835.110.088	110x1"	16 Bar		-	20
	89.835.110.168	110x2"	16 Bar		-	20
	89.835.110.248	110x3"	16 Bar		-	16
	89.835.140.248	140x3"	16 Bar		-	6
	89.835.160.168	160X2"	16 Bar		-	4
89.835.160.248	160X3"	16 Bar		-	4	


Branch	Part Number	ø	Pn	€	Qty/Box A	Qty/Box B
	89.830.025.020	25x20	40 Bar		20	160
	89.830.032.020	32x20	40 Bar		20	160
	89.830.040.020	40x20	40 Bar		-	40
	89.830.040.025	40x25	40 Bar		-	40
	89.830.050.020	50x20	40 Bar		-	36
	89.830.050.025	50x25	40 Bar		-	36
	89.830.063.020	63x20	40 Bar		-	36
	89.830.063.025	63x25	40 Bar		-	36


Female Threaded Branch	Part Number	ø	Pn	€	Qty/Box A	Qty/Box B
	89.830.025.048	25x1/2"	40 Bar		20	160
	89.830.032.048	32x1/2"	40 Bar		20	160
	89.830.040.048	40x1/2"	40 Bar		-	40
	89.830.040.068	40x3/4"	40 Bar		-	40
	89.830.050.048	50x1/2"	40 Bar		-	36
	89.830.050.068	50x3/4"	40 Bar		-	36
	89.830.063.048	63x1/2"	40 Bar		-	36
	89.830.063.068	63x3/4"	40 Bar		-	36


Wall Manifold	Part Number	ø	Pict	Pn	€	Qty/Box A	Qty/Box B
	89.844.048	1/2"	A	70 Bar		18	144
	89.845.048	1/2"	B	70 Bar		-	48
	89.847.048	1/2"	C	70 Bar		-	32
	89.844.068.048	3/4"x1/2"	A	70 Bar		18	144
	89.845.068.048	3/4"x1/2"	B	70 Bar		-	48
	89.847.068.048	3/4"x1/2"	C	70 Bar		-	32


Cam Nipple	Part Number	ø	Pn	€	Qty/Box A	Qty/Box B
	89.861.048	1/2"x1/2"	70 Bar		96	768


45° Outlets with W/R	Part Number	ø	Pict	Pn	€	Qty/Box A	Qty/Box B
	89.841.025.048	25x1/2"	1P	16 Bar		8	80
	89.842.025.048	25x1/2"	2P	16 Bar		8	80


Valve + Outlet + Purge 1P	Part Number	ø	Pn	€	Qty/Box A	Qty/Box B
	89.885.020.048	20x1/2"	16 Bar		-	30
	89.885.025.048	25x1/2"	16 Bar		-	30


Valve + Outlet + Purge 2P	Part Number	ø	Pn	€	Qty/Box A	Qty/Box B
	89.886.020.048	20x1/2"	16 Bar		-	30
	89.886.025.048	25x1/2"	16 Bar		-	30


P/P Ball Valve	Part Number	ø	Pn	€	Qty/Box A	Qty/Box B
	89.881.020.020	20	16 Bar		16	64
	89.881.025.020	25x20	16 Bar		12	48
	89.881.025.025	25	16 Bar		8	32
	89.881.032.032	32	16 Bar		1	24
	89.881.040.040	40	16 Bar		1	14
	89.881.050.050	50	16 Bar		1	10
	89.881.063.063	63	16 Bar		1	8


P/MT Ball Valve	Part Number	ø	Pn	€	Qty/Box A	Qty/Box B
	89.882.020.048	20x1/2"	16 Bar		16	64
	89.882.025.068	25x3/4"	16 Bar		8	32
	89.882.032.088	32x1"	16 Bar		1	24
	89.882.040.108	40x1.1/4"	16 Bar		1	14
	89.882.050.128	50x1.1/2"	16 Bar		1	10
	89.882.063.168	63x2	16 Bar		1	8


HP P/P Ball Valve	Part Number	ø	Pn	€	Qty/Box A	Qty/Box B
HP 	89.891.020.020	20	40 Bar		16	64
	89.891.025.020	25x20	40 Bar		12	48
	89.891.025.025	25	40 Bar		8	32
	89.891.032.032	32	40 Bar		1	24
	89.891.040.040	40	40 Bar		1	14
	89.891.050.050	50	40 Bar		1	10
	89.891.063.063	63	40 Bar		1	8

HP P/MT Ball Valve	Part Number	ø	Pn	€	Qty/Box A	Qty/Box B
HP 	89.892.020.048	20x1/2"	40 Bar		16	64
	89.892.025.068	25x3/4"	40 Bar		8	32
	89.892.032.088	32x1"	40 Bar		1	24
	89.892.040.108	40x1.1/4"	40 Bar		1	14
	89.892.050.128	50x1.1/2"	40 Bar		1	10
	89.892.063.168	63x2	40 Bar		1	8

Thre. F/F Ball Valve		Part Number	ø	Pn	€	Qty/Box A	Qty/Box B
		89.883.048.048	1/2"	16 Bar		20	80
		89.883.068.068	3/4"	16 Bar		16	64
		89.883.088.088	1"	16 Bar		12	48
		89.883.108.108	1.1/4"	16 Bar		4	32
		89.883.128.128	1.1/2"	16 Bar		2	14
		89.883.168.168	2"	16 Bar		2	10
		89.883.208.208	2.1/2"	16 Bar		2	8

Thre. M/F Ball Valve		Part Number	ø	Pn	€	Qty/Box A	Qty/Box B
		89.884.048.048	1/2"	16 Bar		20	80
		89.884.068.068	3/4"	16 Bar		16	64
		89.884.088.088	1"	16 Bar		12	48
		89.884.108.108	1.1/4"	16 Bar		4	32
		89.884.128.128	1.1/2"	16 Bar		2	14
		89.884.168.168	2"	16 Bar		2	10
		89.884.208.208	2.1/2"	16 Bar		2	8

Thre. F/F Ball Valve		Part Number	ø	Pn	€	Qty/Box A	Qty/Box B
HP 		89.893.048.048	1/2"	40 Bar		20	80
		89.893.068.068	3/4"	40 Bar		16	64
		89.893.088.088	1"	40 Bar		12	48
		89.893.108.108	1.1/4"	40 Bar		4	32
		89.893.128.128	1.1/2"	40 Bar		2	14
		89.893.168.168	2"	40 Bar		2	10

Thre. M/F Ball Valve		Part Number	ø	Pn	€	Qty/Box A	Qty/Box B
HP 		89.894.048.048	1/2"	40 Bar		20	80
		89.894.068.068	3/4"	40 Bar		16	64
		89.894.088.088	1"	40 Bar		12	48
		89.894.108.108	1.1/4"	40 Bar		4	32
		89.894.128.128	1.1/2"	40 Bar		2	14
		89.894.168.168	2"	40 Bar		2	10

3 way T port ball valve



Part Number	ø	Pn	€	Qty/Box A	Qty/Box B
89.887.032	32x32x32	16 Bar		2023	
89.887.040	40x40x40	16 Bar		2023	
89.887.050	50x50x50	16 Bar		2023	
89.887.063	63x63x63	16 Bar		2023	

Security Handle



Part Number	ø	€	Qty/Box A	Qty/Box B
89.888.020	20		10	50
89.888.025	25		10	50
89.888.032	32		10	50
89.888.040	40		10	50
89.888.050	50		10	50
89.888.063	63		10	50

Brass F/F ball Valve



Part Number	ø	Pn	€	Qty/Box A	Qty/Box B
89.821.248	3"	25 bar		4	-

"Waffer" Butterfly Valve




Part Number	ø	Pn	€	Qty/Box A	Qty/Box B
89.826.248	DN80 3"	16 Bar		1	4
89.826.328	DN100 4"	16 Bar		1	4
89.826.408	DN125 5"	16 Bar		1	4
89.826.488	DN150 6"	16 Bar		1	3
89.826.648	DN200 8"	16 Bar		1	-
89.826.808	DN250 10"	16 Bar		1	-

Water Release Valve





Part Number	ø	Pn	€	Qty/Box A	Qty/Box B
89.823.048	1/2"	25 Bar		10	-
89.823.068	3/4"	25Bar		10	-


Flange	Part Number	ø	Item	Pn	€	Qty/Box A	Qty/Box B	
	89.838.140	DN140 - 5"	A/B	16 Bar		10	-	
	89.838.160	DN160 - 6"	B	16 Bar		10	-	
	89.838.200	DN200 - 8"	B	16 Bar		5	-	
	89.838.250	DN250 10"	B	16 Bar		5	-	
								-
	89.839.110	DN110 - 4"	A	16 Bar		11	-	
	89.839.160	DN160 - 6"	A	16 Bar		10	-	


"A" To be connected with our fittings

"B" Standard Flange for Flange Adaptors

Flat Gasket for Flanges	Part Number	ø	€	Qty/Box A	Qty/Box B
	89.118.090	90		10	20
	89.118.110	110		10	20
	89.118.140	140		10	20
	89.118.160	160		10	20
	79.118.200	200		10	20
	79.118.250	250		10	20

Pipe-Male Threaded-connector	Part Number	ø	Pn	€	Qty/Box A	Qty/Box B
	89.867.020.048	20x1/2"	70 Bar		100	800
	89.867.025.068	25x3/4"	70 Bar		75	600
	89.867.032.088	32x1"	70 Bar		32	256
	89.867.040.108	40x1.1/4"	70 Bar		18	144
	89.867.050.128	50x1.1/2"	70 Bar		-	75
	89.867.063.168	63x2"	70 Bar		-	24
	89.867.090.248	90x3"	70 Bar		-	20

Pipe-Female Threaded-connector	Part Number	ø	Pn	€	Qty/Box A	Qty/Box B
	89.869.020.048	20x1/2"	70 Bar		100	800
	89.869.025.068	25x3/4"	70 Bar		75	600
	89.869.032.088	32x1"	70 Bar		32	256
	89.869.040.108	40x1.1/4"	70 Bar		18	144
	89.869.050.128	50x1.1/2"	70 Bar		-	75
	89.869.063.168	63x2"	70 Bar		-	24
	89.869.090.248	90x3"	70 Bar		-	20

Plug	Part Number	ø	Pn	€	Qty/Box A	Qty/Box B
	89.862.068	3/4"	70 Bar		10	-
	89.862.088	1"	70 Bar		10	-

Internal Plug with Purge



Part Number	ø	Pn	€	Qty/Box A	Qty/Box B
89.865.020	20	70 Bar		20	560
89.865.025	25	70 Bar		20	400
89.865.032	32	70 Bar		20	240
89.865.040	40	70 Bar		10	160
89.865.050	50	70 Bar		18	72
89.865.063	63	70 Bar		7	28
89.865.075	75	16 Bar		1	60
89.865.090	90	16 Bar		1	36
89.865.110	110	16 Bar		1	21
89.865.140	140	16 Bar		1	8
89.865.160	160	16 Bar		1	12

Water release for internal Plug



Part Number	ø	Pn	€	Qty/Box A	Qty/Box B
CA.823.028	1/4"	25 Bar		20	240

Reducing Bush





Part Number	ø	Pn	€	Qty/Box A	Qty/Box B
89.860.068.048	3/4"x1/2"	70 Bar		5	-
89.860.088.048	1"x1/2"	70 Bar		5	-
89.860.088.068	1x3/4"	70 Bar		5	-
89.860.108.068	1.1/4"x3/4"	70 Bar		5	-
89.860.108.088	1.1/4"x1"	70 Bar		5	-
89.860.128.088	1.1/2"x1"	70 Bar		5	-
89.860.128.108	1.1/2"x1.1/4"	70 Bar		5	-
89.860.168.088	2"x1"	70 Bar		5	-
89.860.168.108	2x1.1/4"	70 Bar		5	-
89.860.168.128	2x1.1/2"	70 Bar		5	-
89.860.248.128	3"x1.1/2"	70 Bar		5	-
89.860.248.168	3"x2"	70 Bar		5	-
89.860.248.208	3"x2.1/2"	70 Bar		5	-


Hose Adaptor





Part Number	ø	€	Qty/Box A	Qty/Box B
CA.920.020	20		20	240
CA.920.025	25		15	120
CA.920.032	32		10	100
CA.920.040	40		10	100
CA.920.050	50		4	32
CA.920.063	63		4	32


PN16 Hose Pipe/Pipe		Part Number	ø	Lenght mt	Pict	Pn	€	Qty/Box A
 <p>A</p>  <p>B</p>	89.920.020.103	20	300mm	A	16 Bar	47,00	4	
	89.920.020.110	20	1.000mm	A	16 Bar	59,40	4	
	89.920.025.103	25	300mm	A	16 Bar	69,40	4	
	89.920.025.110	25	1.000mm	A	16 Bar	87,40	4	
	89.920.032.103	32	300mm	A	16 Bar	107,50	4	
	89.920.032.110	32	1.000mm	A	16 Bar	132,20	4	
	89.920.040.105	40	500mm	A	16 Bar	145,60	5	
	89.920.040.110	40	1.000mm	A	16 Bar	168,00	5	
	89.920.050.105	50	500mm	A	16 Bar	252,00	3	
	89.920.050.115	50	1.500mm	A	16 Bar	280,00	3	
	89.920.063.105	63	500mm	A	16 Bar	392,00	1	
	89.920.063.115	63	1.500mm	A	16 Bar	548,00	1	
	89.920.075.105	75	500mm	B	16 Bar	504,00	1	
	89.920.075.115	75	1.500mm	B	16 Bar	728,00	1	
	89.920.090.105	90	500mm	B	16 Bar	616,00	1	
	89.920.090.115	90	1.500mm	B	16 Bar	840,00	1	
	89.920.110.105	110	500mm	B	16 Bar	660,80	1	
	89.920.110.115	110	1.500mm	B	16 Bar	952,00	1	
	89.920.140.105	140	500mm	B	16 Bar	1.041,60	1	
	89.920.140.115	140	1.500mm	B	16 Bar	1.456,00	1	
89.920.160.105	160	500mm	B	16 Bar	1.400,00	1		
89.920.160.115	160	1.500mm	B	16 Bar	1.960,00	1		


Special length on request


PN40 Hose Pipe/Pipe		Part Number	ø	Lenght mt	Pict	Pn	€	Qty/Box A
<p>HP</p>  <p>A</p>	89.921.020.103	20	300mm	A	40 Bar		4	
	89.921.020.110	20	1000mm	A	40 Bar		4	
	89.921.025.103	25	300mm	A	40 Bar		4	
	89.921.025.110	25	1000mm	A	40 Bar		4	
	89.921.032.103	32	300mm	A	40 Bar		4	
	89.921.032.110	32	1000mm	A	40 Bar		4	
	89.921.040.105	40	500mm	A	40 Bar		5	
	89.921.040.110	40	1000mm	A	40 Bar		5	
	89.921.050.105	50	500mm	A	40 Bar		3	
	89.921.050.115	50	1.500mm	A	40 Bar		3	
	89.921.063.105	63	500mm	A	40 Bar		1	
	89.921.063.115	63	1.500mm	A	40 Bar		1	


"S" Pipe		Part Number	ø	Pn	€	Qty/Box A	Qty/Box B
	82.900.020.201	20 x 1mt	16 Bar		5	-	
	82.900.025.201	25 x 1mt	16 Bar		5	-	

Rubber lined Bracket - wall Fixing	Part Number	∅	€	Qty/Box A	Qty/Box B
	89.800.020	20		20	200
	89.800.025	25		20	200
	89.800.032	32		20	200
	89.800.040	40		20	200
	89.800.050	50		20	160
	89.800.063	63		20	140
	89.800.075	75		10	140
	89.800.090	90		10	120
	89.800.110	110		10	100
	89.800.140	140		10	70
	89.800.160	160		10	60
	89.800.200	200		10	-
	89.800.250	250		10	-


Rubber lined Bracket	Part Number	∅	€	Qty/Box A	Qty/Box B
	89.801.020	20		20	200
	89.801.025	25		20	200
	89.801.032	32		20	200
	89.801.040	40		20	200
	89.801.050	50		20	160
	89.801.063	63		20	140
	89.801.075	75		10	140
	89.801.090	90		10	120
	89.801.110	110		10	100
	89.801.140	140		10	70
	89.801.160	160		10	60
	89.801.200	200		10	-
	89.801.250	250		10	-


Easy Bracket	Part Number	∅	€	Qty/Box A	Qty/Box B
	89.850.020	20		100	600
	89.850.025	25		50	600
	89.850.032	32		50	300
	89.850.040	40		25	300
	89.850.050	50		15	90
	89.850.063	63		15	90
	89.850.075	75		50	-
	89.850.090	90		40	-
	89.850.110	110		25	-


Shelf adaptor	Part Number	∅	€	Qty/Box A	Qty/Box B
	89.851.001	D20 - D50		50	-


M8 Adaptor	Part Number	∅	€	Qty/Box A	Qty/Box B
	89.852.006	M6		100	-
	89.852.008	M8		100	-

Threaded Road Adaptor	Part Number	∅	€	Qty/Box A	Qty/Box B
	89.853.008	M8		100	-


Galvanised Steel Shelf	Part Number	∅	€	Qty/Box Av	Qty/Box B
	89.871.300	300mm		5	-
	89.871.500	500mm		5	-


Bolt with plate for shelf	Part Number	To be used with	€	Qty/Box A	Qty/Box B
	89.872.001	89.871.300		10	-
	89.872.002	89.871.500		10	-



Yoke	Part Number	∅	€	Qty/Box A	Qty/Box B
	89.874.000	-		10	-


Threaded rod	Part Number	∅	€	Qty/Box A	Qty/Box B
	89.873.020	M8x20		10	-
	89.873.030	M8x30		10	-


Self-tapping screw for iron	Part Number	∅	€	Qty/Box A	Qty/Box B
	89.875.508	M8		10	-


Nut	Part Number	vø	€	Qty/Box A	Qty/Box B
	89.192.020	20		10	-
	89.192.025	25		10	-
	89.192.032	32		10	-
	89.192.040	40		10	-
	89.192.050	50		10	-
	89.192.063	63		10	-
	89.192.075	75		10	-
	89.192.090	90		10	-


Stainless Steel Clamp Ring	Part Number	ø	€	Qty/Box A	Qty/Box B
	89.190.020	20		10	-
	89.190.025	25		10	-
	89.190.032	32		10	-
	89.190.040	40		10	-
	89.190.050	50		10	-
	89.190.063	63		10	-
	89.190.075	75		10	-
	89.190.090	90		10	-
	89.190.110	110		10	-
	89.190.140	140		10	-
	89.190.160	160		10	-
	79.190.200	200		10	-
	79.190.250	250		10	-


O.Ring in NBR (Fda)	Part Number	ø	€	Qty/Box A	Qty/Box B
 	89.191.020	20		10	-
	89.191.025	25		10	-
	89.191.032	32		10	-
	89.191.040	40		10	-
	89.191.050	50		10	-
	89.191.063	63		10	-
	89.191.075	75		10	-
	89.191.090	90		10	-
	89.191.110	110		10	-
	89.191.140	140		10	-
	89.191.160	160		10	-
	79.191.075	75		10	-
	79.191.090	90		10	-
	79.191.110	110		10	-
79.191.140	140		10	-	
79.191.160	160		10	-	
79.191.200	200		10	-	
79.191.250	250		10	-	


Chamfer Tool	Part Number	∅	Pict	€	Qty/Box A	Qty/Box B
	89.511.020.050	20 - 50	A			
	89.512.020.050	20 - 50				
	89.512.001	-	B			

Pipe Cutter	Part Number	∅	€	Qty/Box A	Qty/Box B
	89.501.020.063	20 - 63		-	-

Marking Tool for Pipes	Part Number	∅	€	Qty/Box A	Qty/Box B
	89.531.001	D20 - D160			-

Wrench for Nuts	Part Number	∅	€	Qty/Box A	Qty/Box B
	89.524.020	D20			-
	89.524.025	D25			-
	89.524.032	D32			-
	89.524.040	D40			-
	89.524.050	D50			-
	89.524.063	D63			-
	89.524.075	D75			-
	89.524.090	D90			-

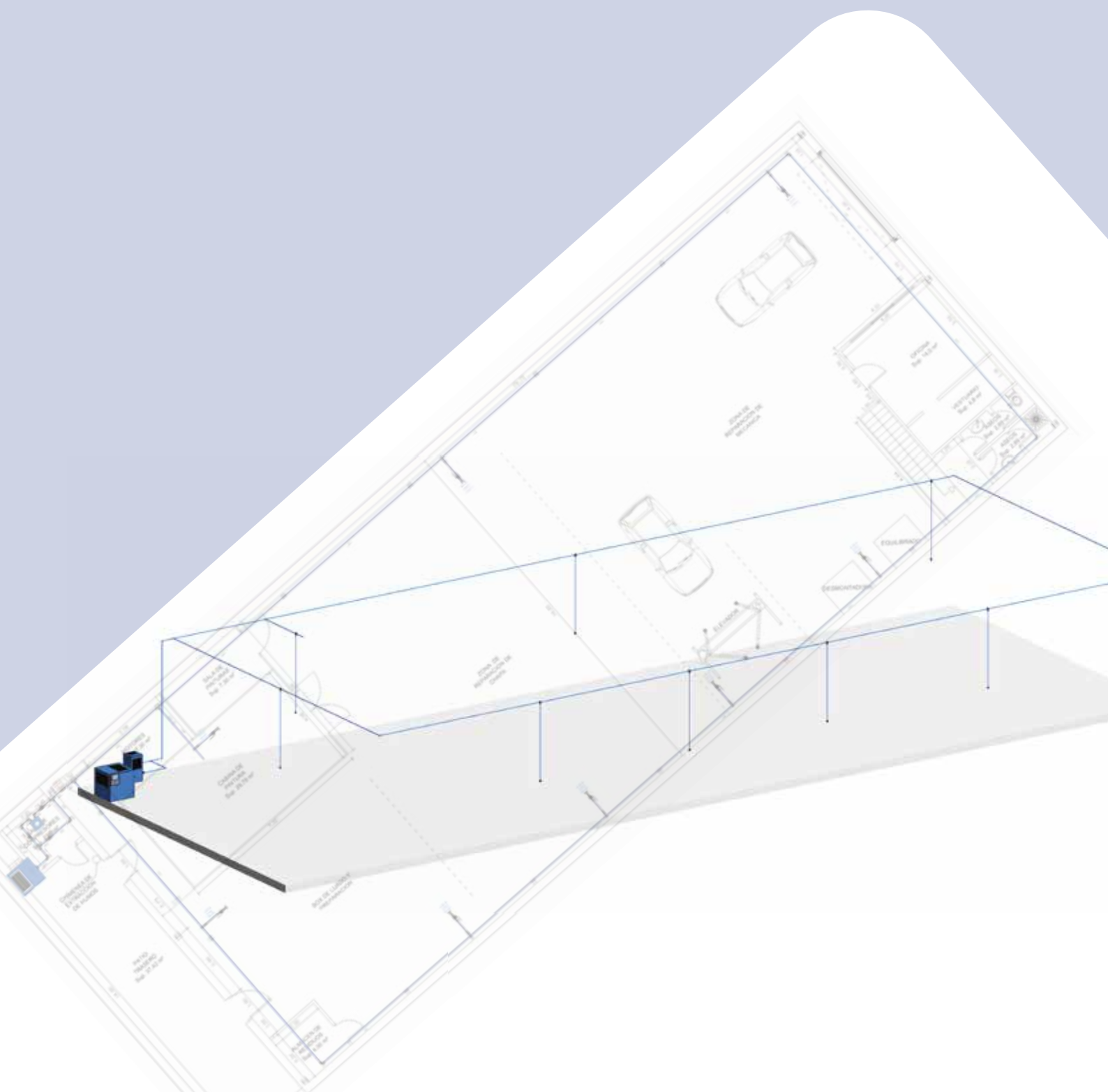
Drilling Tool	Part Number	∅	Saddle	Branch	€	Qty/Box A	Qty/Box B
	89.521.014	14	1/2"	20-32			-
	89.521.019	19	3/4"	40-63			-
	89.521.024	24	1"	-			
	89.521.048	48	2"	-			
	89.521.079	79	3"	-			

Sample Case	Part Number	∅	€
	89.910.001	20-90	
	89.910.002	110-160	


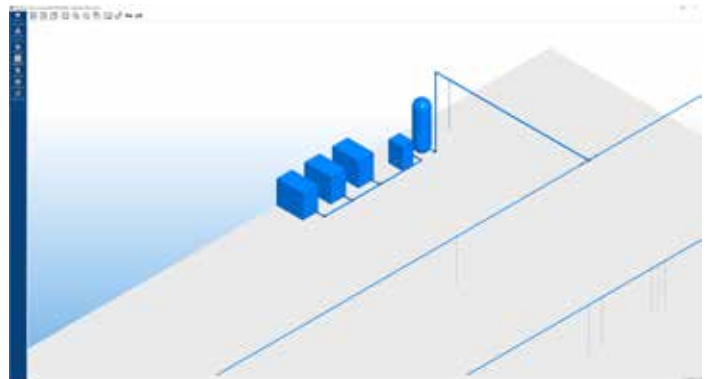
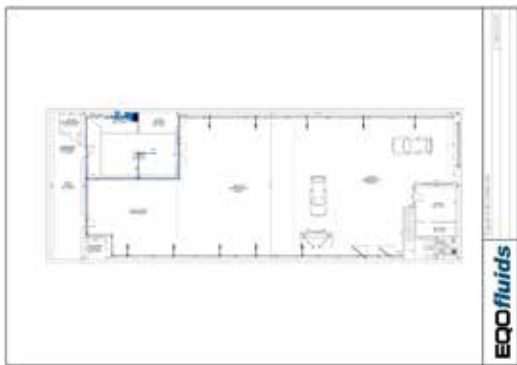
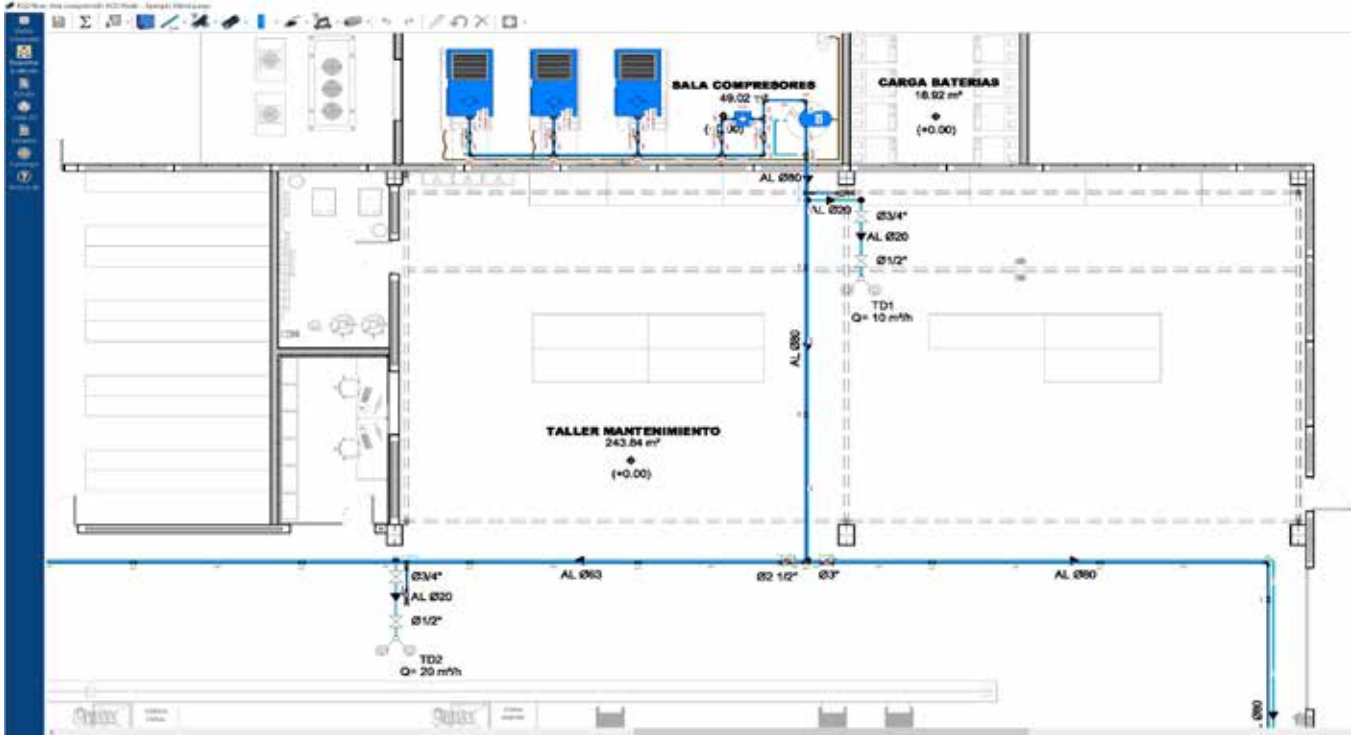
EQO*flow*

SOFTWARE FOR SIZING AND CALCULATING PLANTS

App for smartphones



Plant Sizing Software	Part Number	Kind of Licence	€ Net	Download
	77.001.001	12 Months for 3 devices		www.eqofluids.com



Pipes flow rate APP	Part Number	Type of License/Price	€ Net	Download
	77.010.001	Libre		Apple Store
	77.010.002	Libre		Google Play



EQOair
EQOairHP



Scale Change



Data Input



Excessive Speed



Diameter Change



Correct Diameter



Linear Dilatation/Contraction Check



NOTES:

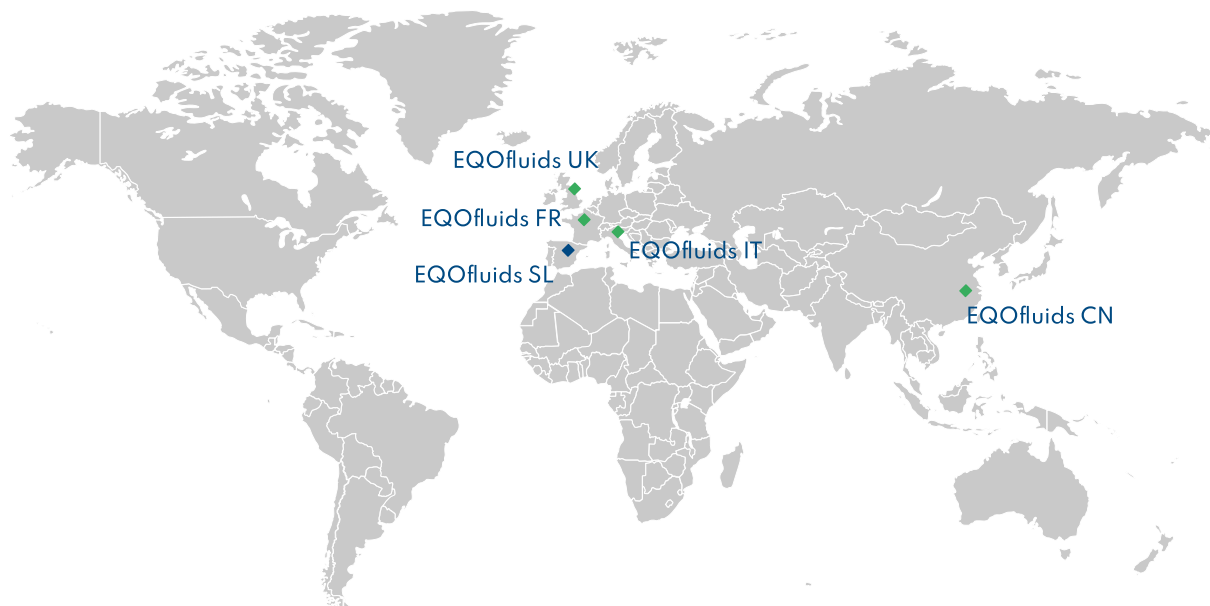
GENERAL SALES CONDITIONS

General Sales Conditions

All terms and conditions stated here below shall be included in all our contracts of sale, and totally accepted starting from our order confirmation. Our supplies include the items listed in our order's confirmation only.

1. Code: your purchase order has to show to mark express reference to part numbers identifying our products, as indicated in this catalogue.
2. Price: we shall apply the prices in force at the time of delivery and shown on our order confirmation.
3. Delivery time: prompt delivery excepted sold out good. EQOf fluids shall have the right to arrange a partial shipment; this will not allow the customer to cancel back orders or part of them, sales conditions will remain the unchanged.
4. Delivery terms: shipments are made free Società works.
5. Shipment: We shall use the most convenient transport company if not otherwise expressly specified on the order.
6. Packing: normal one is free. Particular packing required will be debited at the cost.
7. Rounding of: quantities in order will be rounded, according to quantities mentioned in this catalogue.
8. Fixed Duties: all invoices showing a total amount lower than €300,00 will be charged with additional cost of €20,00
9. Complaints: Any complaint will be accepted within 30 days from invoice date.
10. Guarantee: we guarantee that our products are of good quality and conform to standards mentioned in this catalogue. The guarantee is valid for ten years from delivery date - We repair and /or replace defective items only if defects are clearly due to our production. Such guarantee will not be applied in the following cases: if the products have been used improperly, or in condition is different from the above mentioned standards - if the products are not installed correctly - if the products are modified and/or roughly handled. It is expressly understood that you are not entitled to any claim for damages (including, but not limited to, loss of profit, personal injury or property damages) due to defects of our products.
11. Payments: for any delay in payment terms we are entitled to apply an interest by 5 points higher than official EURIBOR discount rate.
12. Returns: item returns will be accepted only if previously arranged and with no charges for Società. The credit note will be issued with the invoice prices reduced by 25% as works fee.
13. Jurisdiction: the only competent Courts is Valencia in Spain.

DEALERS



Poligono industrial Benieto C/ Transport 30, n°38
y 39 46702 Gandia (Valencia) - España
+34 962 878602 - info@oleomatic.es



Via del Commercio 27/16a 16167 Genova - Italy
+39 010 9912714 - info@eqofluids.it



Unit 11 Commerce Court, Challenge way Bradford,
BD4 8NW - United Kingdom
+44 (0) 1274 945330 - thomas@eqofluids.co.uk



171 RUE Jaqueline AURIOL, ZA Des Murons
42160 ANDREZIAUX BOUTHEON
+33 (0) 984 491 947 - eqofluids.fr@eqofluids.com